


Aransas County Treasurer's Report
4th Quarter Ending December 31, 2011

The Treasurer's Quarterly Investment Report includes all activity and positions for the 4th Quarter, 2011.

The total of all cash and investments that are in the custody of the County Treasurer at the time of this report is:


\$22,110,613.19

Therefore, I, ALMA CARTWRIGHT, County Treasurer of Aransas County, Texas, who being fully sworn and subscribed before the County Judge and the County Commissioners of said Aransas County, state that the within and foregoing report is true and correct to the best of my knowledge. Filed with accompanying reports, in open **Regular Session Commissioners' Court**, on this date, **January 30, 2012**.


Alma Cartwright, County Treasurer

Commissioners' Court having reviewed the Treasurer's Report as presented, having taken reasonable steps to ensure its accuracy and based upon presentations of the Treasurer's Office approve the report, and request that it be filed with the official minutes of this meeting. {LGC 114.026(c)}


WITNESS OUR HANDS, officially this 30th day of January, 2012.


C.H. "Burt" Mills, Jr., County Judge


Jack Chaney, Commissioner Pct 1


Leslie Casterline, Commissioner Pct 2


Charles Smith, Commissioner Pct 3


Russel Cole, Commissioner Pct 4

FILED FOR RECORD this 30th day of January, 2012 and recorded the 16th day of February, 2012.


Peggy L. Fruebele, County Clerk

ARANSAS COUNTY INVESTMENT PORTFOLIO

4th Quarter 2011 Ending 12/31/11

Total All Funds/All Investment Types	Beginning Balance 1/1/11	Ending Balance 3/31/11	Ending Balance 6/30/11	Ending Balance 9/30/11	Ending Balance 12/31/11
Operating Funds	10,642,184.37	13,508,264.32	12,367,016.11	10,837,664.95	11,764,294.57
CO's 2003 I&S	738,551.77	631,728.92	678,473.88	541,546.73	782,628.20
CO's 2007 I&S	165,689.03	144,164.98	158,385.21	157,226.87	233,473.98
CO's 2009 I&S	196,383.01	190,668.46	212,277.43	132,911.52	247,118.27
2009 Capital Projects	1,781,318.01	1,480,224.85	1,388,531.91	992,484.45	735,015.33
CO's 2011 Flood I&S	xxxxxxx	xxxxxxx	xxxxxxx	20,423.08	138,573.42
2011 Flood Capital Projects	xxxxxxx	xxxxxxx	xxxxxxx	5,500,000.00	5,500,168.83
CO's 2011 Venue I&S	xxxxxxx	xxxxxxx	xxxxxxx	xxxxxxx	51,618.18
2011 Venue Capital Projects	xxxxxxx	xxxxxxx	xxxxxxx	xxxxxxx	2,356,395.93
Venue Tax Account	15,233.43	21,003.09	79,050.89	207,795.86	301,326.48
	13,539,359.62	15,976,054.62	14,883,735.43	18,390,053.46	22,110,613.19

	2011 Interest Earned	2011 Interest Budgeted	Percent of Budget
1st Qtr	11,269.78		
2nd Qtr	6,677.23		
3rd Qtr	23,684.46		
4th Qtr	18,008.36		
	59,639.83		
Accrued	8,330.51		
	67,970.34	50,850.00	133.668%

Investments Detailed	Book Value 9/30/11	Deposits 10/1/11 to 12/31/11	Interest Credited 10/1/11 to 12/31/11	Withdrawals 10/1/11 to 12/31/11	Book Value 12/31/11	Percent of Portfolio	Maturity	Avg. Yield	Accrued Interest	Interest Earned prior periods	YTD Interest Earned
OPERATING FUNDS											
American Bank	1,033,188.20	11,172,490.82		11,023,106.91	1,182,572.11	5.35%			0.00	0.00	0.00
TexPool	3,810,226.28	30,000.00	911.93	350,000.00	3,491,138.21	15.79%	Daily	0.0900%	0.00	3,637.78	4,549.71
Cash Account Trust	3,996,250.47	17,000.00	256.64	2,595,000.00	1,418,507.11	6.42%	Daily	0.0300%	0.00	1,931.31	2,187.95
Texas CLASS	0.00	741,000.00	1.49	40,000.00	701,001.49	3.17%	Daily	0.1900%	0.00	0.00	1.49
Tex STAR	0.00	2,473,000.00	75.65	0.00	2,473,075.65	11.19%	Daily	0.0800%	0.00	0.00	75.65
FHLMC #3134615D7	0.00	0.00	0.00	0.00	0.00		N/A		0.00	5,117.50	5,117.50
IBC Bank CD#2910129438	250,000.00	0.00	0.00	0.00	250,000.00	1.13%	3/26/12	0.8500%	1630.14	3,750.00	5,380.14
Prosperity Bank CD#89000864	250,000.00	0.00	630.14	630.14	250,000.00	1.13%	4/29/12	1.0000%	429.27	1,872.27	2,931.68
First Victoria Bank CD#99090465	250,000.00	0.00	1,625.00	1,625.00	250,000.00	1.13%	9/29/12	0.4500%	286.64	0.00	1,911.64
Charter Bank CD#21314	250,000.00	0.00	0.00	0.00	250,000.00	1.13%	1/25/12	0.3500%	371.58	3,498.93	3,870.51
Ally Bank UT CD#02005QSP9	248,000.00	0.00	0.00	0.00	248,000.00	1.12%	8/19/13	0.8000%	739.24	(10.87)	728.37
Discover Bank DE CD#254670Q39	250,000.00	0.00	0.00	0.00	250,000.00	1.13%	8/19/13	0.7500%	698.63	(10.27)	688.36
Goldman Sachs Bank NY CD#381426K8	250,000.00	0.00	0.00	0.00	250,000.00	1.13%	9/3/13	0.8000%	668.49	0.00	668.49
BMW Bank N America CD#05568PR25	250,000.00	0.00	0.00	0.00	250,000.00	1.13%	8/17/12	0.3500%	321.23	0.00	321.23
Beal Bank SSB, Plano TX CD#07370TCN1	0.00	250,000.00	0.00	0.00	250,000.00	1.13%	1/2/13	0.4500%	268.15	0.00	268.15
21st CenturyBank,Loretto, MN CD#90136SEX0	0.00	250,000.00	0.00	0.00	250,000.00	1.13%	6/15/12	0.2000%	21.92	0.00	21.92
Various Interest other Offices	0.00	0.00	2,533.94	0.00						410.82	2,944.76
Operating Funds - Total Detailed	10,837,664.95	14,933,490.82	6,034.79	14,010,362.05	11,764,294.57	53.21%		0.4564%	5,435.29	20,197.47	31,667.55

ARANSAS COUNTY INVESTMENT PORTFOLIO

4th Quarter 2011 Ending 12/31/11

Investments Detailed	Book Value 9/30/11	Deposits 10/1/11 to 12/31/11	Interest Credited 10/1/11 to 12/31/11	Withdrawals 10/1/11 to 12/31/11	Book Value 12/31/11	Percent of Portfolio	Maturity	Avg. Yield	Accrued Interest	Interest Earned prior periods	YTD Interest Earned
CO's 2003 I&S											
American Bank	11,690.30	241,040.67	0.00	70,000.00	182,730.97	0.83%				0.00	0.00
Cash Account Trust	529,856.43	70,000.00	40.80	0.00	599,897.23	2.71%	Daily	0.0300%	0.00	258.16	298.96
CO's 2003 I&S - Total Detailed	541,546.73	311,040.67	40.80	70,000.00	782,628.20	3.54%		0.0300%	0.00	258.16	298.96
CO's 2007 I&S											
American Bank	22,947.73	76,236.56	0.00	40,000.00	59,184.29	0.27%				0.00	0.00
Cash Account Trust	134,279.14	40,000.00	10.55	0.00	174,289.69	0.79%	Daily	0.0300%	0.00	57.55	68.10
CO's 2007 I&S - Total Detailed	157,226.87	116,236.56	10.55	40,000.00	233,473.98	1.06%		0.0300%	0.00	57.55	68.10
CO's 2009 I&S											
American Bank	5,725.71	114,197.02	0.00	30,000.00	89,922.73	0.41%				0.00	0.00
Cash Account Trust	127,185.81	30,000.00	9.73	0.00	157,195.54	0.71%	Daily	0.0300%	0.00	62.77	72.50
CO's 2009 I&S - Total Detailed	132,911.52	144,197.02	9.73	30,000.00	247,118.27	1.12%		0.0300%	0.00	62.77	72.50
2009 CAPITAL PROJECTS											
American Bank	18,908.05	525,377.20	0.00	487,915.35	56,369.90	0.25%				0.00	0.00
Cash Account Trust	973,576.40	90,000.00	69.03	385,000.00	678,645.43	3.07%	Daily	0.0300%	0.00	632.44	701.47
2009 Capital Projects - Total Detailed	992,484.45	615,377.20	69.03	872,915.35	735,015.33	3.32%		0.0300%	0.00	632.44	701.47
CO's 2011 FLOOD I&S											
American Bank	20,423.08	118,150.34	0.00	0.00	138,573.42	0.63%	Daily		0.00	20,423.08	20,423.08
CO's 2011 Flood I&S - Total Detailed	20,423.08	118,150.34	0.00	0.00	138,573.42	0.63%			0.00	20,423.08	20,423.08

ARANSAS COUNTY INVESTMENT PORTFOLIO

4th Quarter 2011 Ending 12/31/11

2011 FLOOD CAPITAL PROJECTS

American Bank	520,000.00	4,998,351.72	0.00	5,498,425.28	19,926.44	0.09%			0.00	0.00	0.00
Cash Account Trust	4,480,000.00	0.00	242.39	4,478,000.00	2,242.39	0.01%	Daily	0.0300%	0.00	0.00	242.39
Texas CLASS	0.00	1,000,000.00	0.00	520,000.00	480,000.00	2.17%	Daily	0.1900%	0.00	0.00	0.00
Illini Bank CD#451769AH6	250,000.00	0.00	0.00	0.00	250,000.00	1.13%	1/30/12	0.1500%	94.52	0.00	94.52
Farmers & Merchants Bank CD#307812HE0	250,000.00	0.00	0.00	0.00	250,000.00	1.13%	7/30/12	0.2500%	157.53	0.00	157.53
HomeBank Natl Assn CD#43738ACU8	0.00	250,000.00	0.00	0.00	250,000.00	1.13%	4/3/12	0.2500%	152.40	0.00	152.40
Merchants Bank, Ind CD3588493BW5	0.00	250,000.00	0.00	0.00	250,000.00	1.13%	1/3/12	0.1500%	91.44	0.00	91.44
CIT Bank, SaltLakeCity,UT CD#17284AZQ4	0.00	248,000.00	0.00	0.00	248,000.00	1.12%	10/4/13	1.0000%	591.12	0.00	591.12
Safra Natl Bank, NY CD#78658OUJ7	0.00	250,000.00	0.00	0.00	250,000.00	1.13%	10/7/13	0.8000%	471.23	0.00	471.23
Apple Bank for Svgs, NY CD#3783OAX4	0.00	250,000.00	0.00	0.00	250,000.00	1.13%	10/5/12	0.4000%	238.36	0.00	238.36
Bank of North Carolina CD#06414QRE1	0.00	250,000.00	146.24	146.24	250,000.00	1.13%	4/9/12	0.3500%	57.53	0.00	203.77
First State Bank, Mendota, IL CD#33649XB69	0.00	250,000.00	82.19	82.19	250,000.00	1.13%	11/2/12	0.4000%	73.97	0.00	156.16
Wright Express Finl, Midvale, UT CD#98233PX67	0.00	250,000.00	0.00	0.00	250,000.00	1.13%	11/2/12	0.4000%	156.16	0.00	156.16
First Trust Bank, Charlotte, NC CD#33732NCU7	0.00	250,000.00	123.29	123.29	250,000.00	1.13%	8/5/13	0.6000%	110.96	0.00	234.25
Medallion Bank, SaltLakeCity, UT CD#58403BWF9	0.00	250,000.00	0.00	0.00	250,000.00	1.13%	5/3/13	0.7500%	297.95	0.00	297.95
Sterling Savings, WA CD#8595314Z5	0.00	250,000.00	0.00	0.00	250,000.00	1.13%	11/16/12	0.3000%	92.47	0.00	92.47
Key Bank Natl Assn, OH CD#493065NP7	0.00	250,000.00	0.00	0.00	250,000.00	1.13%	11/23/12	0.3000%	78.08	0.00	78.08
Barclays Bank, Delaware CD#06740KE52	0.00	250,000.00	0.00	0.00	250,000.00	1.13%	11/25/13	0.3000%	78.08	0.00	78.08
Midland States Bank CD#59774QDJ8	0.00	250,000.00	0.00	0.00	250,000.00	1.13%	5/30/13	0.5000%	106.16	0.00	106.16
The Citizens State Bank, Okemah, OK CD#17669WDK8	0.00	250,000.00	0.00	0.00	250,000.00	1.13%	6/21/12	0.2000%	13.70	0.00	13.70
Town North Bank, Dallas, TX CD#89213TKC5	0.00	250,000.00	0.00	0.00	250,000.00	1.13%	12/21/12	0.4000%	27.40	0.00	27.40
USNY Bank, Geneva, NY CD#90344LBC2	0.00	250,000.00	0.00	0.00	250,000.00	1.13%	9/28/12	0.3000%	2.05	0.00	2.05
Independence Bank of Kentucky, Owensboro CD#45340KCI	0.00	250,000.00	0.00	0.00	250,000.00	1.13%	6/28/12	0.2000%	4.11	0.00	4.11
2011 Flood Capital Projects - Total Detailed	5,500,000.00	10,496,351.72	594.11	10,496,777.00	5,500,168.83	24.88%		0.1550%	2,895.22	0.00	3,489.33

CO's 2011 VENUE I&S

American Bank	0.00	41,750.00	0.00	0.00	41,750.00	0.19%			0.00	0.00	0.00
Texas CLASS	0.00	0.00	10,868.18	1,000.00	9,868.18	0.04%	Daily	0.1900%	0.00	0.00	10,868.18
CO's 2011 Venue I&S - Total Detailed	0.00	41,750.00	10,868.18	1,000.00	51,618.18	0.23%			0.00	0.00	10,868.18

2011 VENUE CAPITAL PROJECTS

American Bank	0.00	2,976,400.95	0.00	2,956,774.38	19,626.57	0.09%			0.00	0.00	0.00
Texas CLASS	0.00	2,454,179.95	339.07	320,000.00	2,134,519.02	9.65%	Daily	0.1900%	0.00	0.00	339.07
Texas CLASS - RESERVE	0.00	202,221.00	29.34	0.00	202,250.34	0.91%	Daily	0.1900%	0.00	0.00	29.34
2011 VENUE Capital Projects - Total Detailed	0.00	5,632,801.90	368.41	3,276,774.38	2,356,395.93	10.66%		0.1900%	0.00	0.00	368.41

VENUE TAX ACCOUNT

American Bank	207,795.86	253,922.00	0.00	299,904.14	161,813.72	0.73%			0.00	0.00	0.00
TexSTAR	0.00	150,000.00	12.76	10,500.00	139,512.76	0.63%	Daily	0.0800%	0.00	0.00	12.76
Venue Tax Account - Total Detailed	207,795.86	403,922.00	12.76	310,404.14	301,326.48	1.36%			0.00	0.00	12.76

18,008.36

8,330.51 41,631.47 67,970.34

ARANSAS COUNTY INVESTMENT PORTFOLIO

4th Quarter 2011 Ending 12/31/11

Total Investments by Investment Type	Book Value 9/30/11	Deposits 10/1/11 to 12/31/11	Interest Credited 10/1/11 to 12/31/11	Withdrawals 10/1/11 to 12/31/11	Book Value 12/31/11	Investment Type	% of Portfolio
American Bank	1,840,678.93	20,517,917.28	0.00	20,406,126.06	1,952,470.15	Depository Bank-Operations	5.3484%
TexPool	3,810,226.28	30,000.00	911.93	350,000.00	3,491,138.21	Depository Bank-Bond Funds	3.4820%
Cash Account Trust	10,241,148.25	247,000.00	629.14	7,458,000.00	3,030,777.39	Pools-Operating Funds	36.5604%
Texas CLASS	0.00	4,397,400.95	11,238.08	881,000.00	3,527,639.03	Pools-Bond Funds	20.7069%
TexSTAR	0.00	2,623,000.00	88.41	10,500.00	2,612,588.41	CD's-Operations	11.2977%
CD's	2,498,000.00	4,998,000.00	2,606.86	2,606.86	7,496,000.00	CD's-Bond Funds	22.6045%
Various Offices			2,533.94				
	18,390,053.46	32,813,318.23	18,008.36	29,108,232.92	22,110,613.19		

Comparative Rates	4th Qtr 2009	1st Qtr 2010	2nd Qtr 2010	3rd Qtr 2010	4th Qtr 2010	1st Qtr 2011	2nd Qtr 2011	3rd Qtr 2011	4th Qtr 2011
Aransas County - Average Earned	0.880%	0.870%	0.870%	0.880%	0.760%	0.600%	0.530%	0.567%	0.456%
13 Week Treasury Bill	0.076%	0.100%	0.150%	0.157%	0.142%	0.101%	0.031%	0.023%	0.015%
6 Month Treasury Bill	0.188%	0.190%	0.190%	0.188%	0.183%	0.131%	0.102%	0.053%	0.051%
12 Month Treasury Bill	0.437%	0.350%	0.300%	0.249%	0.269%	0.275%	0.183%	0.104%	0.104%
24 Month Treasury Bill	1.139%	0.910%	0.570%	0.408%	0.593%	0.821%	0.458%	0.245%	0.239%
60 Month Treasury Bill	2.677%	2.420%	1.640%	1.247%	2.009%	2.263%	1.761%	0.953%	0.832%
Cash Account Trust-Average	0.120%	0.060%	0.070%	0.080%	0.040%	0.070%	0.060%	0.030%	0.030%
TexPool-Average	0.210%	0.160%	0.190%	0.220%	0.190%	0.150%	0.090%	0.080%	0.090%
Texas CLASS-Average	0.240%	0.230%	0.280%	0.270%	0.230%	0.180%	0.160%	0.14	0.190%
TexSTAR-Average	0.189%	0.155%	0.186%	0.211%	0.171%	0.141%	8.890%	0.09	0.082%


ARANSAS COUNTY INVESTMENT PORTFOLIO

4th Quarter 2011 Ending 12/31/11

Cash & Investment Position - 3 Year Comparison

Fund	Fund #	Balance 12/31/09	Balance 12/31/10	Balance 12/31/11
General Fund	120	2,661,998.18	3,554,752.35	4,427,360.30
Unclaimed Property Fund	140	460.09	894.43	463.15
Payroll Fund	150	181,707.58	88,572.39	85,744.44
Road & Bridge Fund	200	1,678,581.52	1,573,059.68	1,583,658.29
Flood Control Fund	220	372,704.23	832,471.36	1,031,550.01
Hotel/Motel Tax Fund	280	439,947.72	556,122.58	399,406.48
County Clerk Records Archive Fee	350	176,482.94	207,059.38	207,024.77
County Child Abuse Prevention	370	384.83	498.07	626.17
County Attorney Hot Check Fund	380	1,313.09	5,615.46	7,484.49
District Clerk Records Management	390	15,634.66	17,975.69	20,291.39
Mosquito Control Fund	400	110,876.35	166,836.17	161,352.75
Library Fund	410	70,628.81	69,090.82	77,454.32
Credit Card Clearing Fund	420	2,298.00	1,363.00	1,914.90
Capital Projects (Grants) Fund	430	67,533.62	(474,874.64)	122,306.82
Special Contingency Fund	440	81,830.61	85,060.05	88,270.27
County Clerk Records Management	450	147,629.51	138,319.72	119,954.08
OMNI	460	3,110.15	3,244.47	3,144.01
Law Library	470	43,483.26	47,502.05	47,860.59
Courthouse Security Fund	480	17,761.68	19,320.04	6,948.87
County Wide Record Management	490	143,152.42	153,655.89	164,740.82
Airport Fund	500	466,118.91	494,564.16	499,314.74
Indigent Health Care	520	103,452.26	24,308.62	(14,944.92)
Aransas County Assistance Program	530	24,982.37	31,303.73	40,301.48
ARRA Grant	540	(1,121.51)	0.00	0.00
Health Care Sales Tax Fund	550	163,522.63	91,805.69	26,606.96
Pre-Trial Intervention Program	560	XXXXXXXXXX	1,000.00	22,100.74
Title IV-D Child Support	570	10,511.10	10,511.10	10,511.10
Out of County Juvenile Detention	580	348.52	348.52	348.52
Road Bond I&S	600	71.29	97.61	97.61
Court Reporter Service Fee Fund	610	48,872.88	56,575.21	62,576.20
Chapter 19 Voter Registration	650	(100.45)	888.67	91.75
Officers Fee Accounts	660	125,448.17	101,823.88	113,488.64
Juvenile Case Management Fund	670	19,293.94	21,856.32	21,535.04
DEA Forfeiture Fund	680	69,642.55	86,906.96	67,924.92
Fire Dept Capital Projects	700	0.00	0.00	0.00
Commissary Profit Fund	720	134,334.61	587.89	XXXXXXXXXX
Right of Way Purchase	730	0.00	0.00	0.00
Appellate Judicial System Fund	740	8,057.18	8,920.14	9,929.88
Special Forfeiture Fund	800	581.37	3,476.60	6,454.23
County & District Court Tech Fund	810	XXXXXXXXXX	458.62	1,409.90
Technology Fund	820	85,635.78	94,076.76	94,656.79
District Court Records Tech Fund	830	XXXXXXXXXX	916.30	1,890.50
Court Record Preservation Fund	840	XXXXXXXXXX	5,125.20	10,909.19
Civil Process Fund	850	5,738.45	5,948.45	6,048.45
Advance Tax Collections	890	2,196,398.84	2,527,365.14	2,204,084.21
Escheat (State)	910	407.45	0.00	0.00
Teclase Training Fund	960	38,456.69	26,779.84	21,401.72
CO's 2011 Flood I&S	230	XXXXXXXXXX	XXXXXXXXXX	138,573.42
2011 Flood Capital Projects	240	XXXXXXXXXX	XXXXXXXXXX	5,500,168.83
Venue Tax Fund	290	XXXXXXXXXX	15,233.43	301,326.48
CO's 2011 Venue I&S	300	XXXXXXXXXX	XXXXXXXXXX	51,618.18
2011 Venue Capital Projects	310	XXXXXXXXXX	XXXXXXXXXX	2,356,395.93
CO's 2003 I&S	620	604,076.51	738,551.77	782,628.20
CO's 2007 I&S	630	125,119.57	165,689.03	233,473.98
CO's 2009 I&S	640	98,691.05	196,383.01	247,118.27
Local Border Security	710	0.00	0.00	XXXXXXXXXX
2007 Capital Projects	750	6,368.92	0.00	XXXXXXXXXX
2009 Capital Projects	760	3,376,025.40	1,781,318.01	735,015.33
		13,928,453.73	13,539,359.62	22,110,613.19


	12/31/09	12/31/10	12/31/11
Depository Bank	764,642.76	978,326.42	1,952,470.15
Securities	13,163,810.97	12,561,033.20	20,158,143.04
	13,928,453.73	13,539,359.62	22,110,613.19


 Alma Cartwright, County Treasurer

Date: 1-27-12


 Lezlie M. Kirk, County Auditor

Date: 1-27-12


 Darlene Irwin, Chief Deputy Treasurer

Date: 1-27-12

AMERICAN BANK, N.A.

Aransas County
 ATTN: Alma Cartwright
 301 N Live Oak
 Rockport, Texas 78382

Pledged Securities
 12/31/2011

Security Description	Par Value	Rate	Due Date	Fair Value	Receipt #
NEEDVILLE TX ISD	690,000.00	3.50%	2/1/2014	728,529.59	
STANTON TX ISD	580,000.00	3.50%	2/15/2014	597,121.59	
BROWN CNTY	625,000.00	4.00%	9/1/2015	681,487.50	
STANTON TX ISD	610,000.00	4.00%	2/15/2016	631,404.90	
YOAKUM COUNTY TX	775,000.00	4.00%	2/15/2016	816,323.00	
CAMERON ISD	395,000.00	4.00%	2/15/2017	435,989.14	
HEMPSTEAD TX ISD	220,000.00	5.00%	2/15/2017	260,686.79	
ROANOKE TX	200,000.00	4.00%	8/15/2017	222,054.00	
DRISCOLL TX ISD	255,000.00	4.00%	8/15/2017	284,569.79	
MEDINA VALLEY ISD	540,000.00	4.00%	2/15/2018	593,757.00	
MCLENNAN CNTY TX	725,000.00	4.00%	6/1/2018	771,052.00	
ROBERT LEE TX ISD	320,000.00	4.00%	8/15/2018	335,139.19	
NORTHSIDE TX ISD	625,000.00	4.00%	8/15/2019	716,325.00	
LA FERIA TX ISD	485,000.00	4.00%	2/15/2021	529,115.59	
CORPUS CHRISTI	690,000.00	4.00%	3/1/2022	746,662.80	
FRIENDSWOOD TX	490,000.00	4.45%	3/1/2023	545,757.09	
Total Pledged	8,225,000.00			8,895,974.97	
FDIC Coverage				250,000.00	
Total Coverage				9,145,974.97	
Balances at 12/31/2011				6,921,246.59	
Percentage Covered				132%	
Rate of Interest at 1/1/2012				0.00%	

Prepared by:


 Belinda G. Garza

RECEIVED

JAN 11 2012

Aransas County Treasurer's Office

AMERICAN BANK, N.A.

Aransas County
ATTN: Alma Cartwright
301 N Live Oak
Rockport, Texas 78382

AMERICAN BANK Held for Aransas County
12/31/2011

Security Description	Par Value	Rate	Due Date	Cusip#
Discover Bank	250,000.00	0.750%	8/19/2013	254670Q39
Ally Bank UT	248,000.00	0.800%	8/19/2013	02005QSP9
BMW Bank of NA	250,000.00	0.000%	8/17/2012	05568PR25
Goldman Sachs Bank	250,000.00	0.000%	9/3/2013	3814264K8
Beal Bank	250,000.00	0.450%	1/2/2013	07370TCN1
21st Centry Bank	250,000.00	0.200%	6/15/2012	90136SEX0
	<u>1,498,000.00</u>			

Prepared by:


Belinda G. Garza

RECEIVED

JAN 11 2012

Aransas County Treasurer's Office



FAX COVER SHEET

TO: Joan Alexander DATE: 1/27/12
 Funds Management Group, Inc. Pages: 1
 Fax: 713-626-5742 (Including this cover sheet)

FROM: Alma Cartwright
 Aransas County Treasurer Fax: 361-790-0165
 301 N. Live Oak Phone: 361-790-0132
 Rockport, Texas 78382 acartwright@aransascounty.org

PRICE SECURITIES FOR QUARTER ENDING 12/31/11

13 Week Treas	<u>0.015</u>
6 Month Treas	<u>0.051</u>
12 Month Treas	<u>0.104</u>
24 Month Treas	<u>0.239</u>
60 Month Treas	<u>0.832</u>
Cash Account Trust	<u>0.03</u>
TexPool	<u>0.09</u>

Thanks !!

CAT

FUND 250

DATE	DAILY FACTOR	DAILY NOM RATE	NOMINAL 7 DAY AVG
12/01/11	0.00000822	0.03000300%	0.03%
12/02/11	0.00000822	0.03000300%	0.03%
12/03/11	0.00000822	0.03000300%	0.03%
12/04/11	0.00000822	0.03000300%	0.03%
12/05/11	0.00000822	0.03000300%	0.03%
12/06/11	0.00000822	0.03000300%	0.03%
12/07/11	0.00000822	0.03000300%	0.03%
12/08/11	0.00000822	0.03000300%	0.03%
12/09/11	0.00000822	0.03000300%	0.03%
12/10/11	0.00000822	0.03000300%	0.03%
12/11/11	0.00000822	0.03000300%	0.03%
12/12/11	0.00000822	0.03000300%	0.03%
12/13/11	0.00000822	0.03000300%	0.03%
12/14/11	0.00000822	0.03000300%	0.03%
12/15/11	0.00000822	0.03000300%	0.03%
12/16/11	0.00000822	0.03000300%	0.03%
12/17/11	0.00000822	0.03000300%	0.03%
12/18/11	0.00000822	0.03000300%	0.03%
12/19/11	0.00000822	0.03000300%	0.03%
12/20/11	0.00000822	0.03000300%	0.03%
12/21/11	0.00000822	0.03000300%	0.03%
12/22/11	0.00000822	0.03000300%	0.03%
12/23/11	0.00000822	0.03000300%	0.03%
12/24/11	0.00000822	0.03000300%	0.03%
12/25/11	0.00000822	0.03000300%	0.03%
12/26/11	0.00000822	0.03000300%	0.03%
12/27/11	0.00000822	0.03000300%	0.03%
12/28/11	0.00000822	0.03000300%	0.03%
12/29/11	0.00000822	0.03000300%	0.03%
12/30/11	0.00000822	0.03000300%	0.03%
12/31/11	0.00000822	0.03000300%	0.03%

Average rate: 0.03%
 Compound effective yield: 0.03%



Monthly Rate History

Rate History

Year:

2011

Month	Avg. Rate	Avg. Allocation Factor	Avg. Invested Balance	Weighted Avg. Maturity	Weighted Avg. Maturity 2	Num. Participants
JAN	0.1637%	0.000004484	\$6,059,199,000.00	39	66	726
FEB	0.1476%	0.000004043	\$6,849,498,000.00	48	71	729
MAR	0.1408%	0.000003858	\$6,170,146,000.00	50	73	730
APR	0.1108%	0.000003035	\$5,889,000,000.00	50	72	731
MAY	0.0863%	0.000002363	\$5,582,323,000.00	46	66	732
JUN	0.0889%	0.000002435	\$5,490,294,000.00	50	69	733
JUL	0.0746%	0.000002043	\$5,382,883,000.00	38	55	735
AUG	0.0940%	0.000002577	\$4,889,535,000.00	45	69	735
SEP	0.0906%	0.000002483	\$4,835,986,000.00	46	76	740
OCT	0.0807%	0.000002212	\$5,239,866,000.00	47	74	745
NOV	0.0973%	0.000002666	\$4,987,596,000.00	48	80	747
DEC	0.0815%	0.000002233	\$4,979,478,000.00	48	79	749

(1) This weighted average maturity calculation uses the SEC rule 2a7 definition for stated maturity for any floating rate instruments held in the portfolio to determine the weighted average maturity for the pool. This rule specifies that a variable rate instrument to be paid in 397 calendar days or less shall be deemed to have a maturity equal to the period remaining until the next readjustment of the interest rate.

(2) This weighted average maturity calculation uses the final maturity of any floating rate instruments held in the portfolio to calculate the weighted average maturity for the pool.

(3) The yield for each date reflects a partial waiver of management fees, as provided for in the TexSTAR Information Statement.

TexSTAR Participant Services * First Southwest Asset Management, Inc.
 325 North St. Paul Street, Suite 800 * Dallas, Texas 75201 * www.texstar.org * 1-800-TEX-STAR * 214-953-8890 * FAX 214-953-8878

</ht <

Texas CLASS Daily Rates

December 2011

For more information, call Texas CLASS at (800)707-6242
Fax: (855)848-9910



<i>Date</i>	<i>Daily Rates</i>	<i>Annual Yield</i>
12/01/11	0.19%	0.19%
12/02/11	0.19%	0.19%
12/03/11	0.19%	0.19%
12/04/11	0.19%	0.19%
12/05/11	0.19%	0.19%
12/06/11	0.19%	0.19%
12/07/11	0.19%	0.19%
12/08/11	0.19%	0.19%
12/09/11	0.20%	0.20%
12/10/11	0.20%	0.20%
12/11/11	0.20%	0.20%
12/12/11	0.20%	0.20%
12/13/11	0.20%	0.20%
12/14/11	0.20%	0.20%
12/15/11	0.20%	0.20%
12/16/11	0.20%	0.20%
12/17/11	0.20%	0.20%
12/18/11	0.20%	0.20%
12/19/11	0.20%	0.20%
12/20/11	0.20%	0.20%
12/21/11	0.20%	0.20%
12/22/11	0.20%	0.20%
12/23/11	0.20%	0.20%
12/24/11	0.20%	0.20%
12/25/11	0.20%	0.20%
12/26/11	0.20%	0.20%
12/27/11	0.20%	0.20%
12/28/11	0.20%	0.20%
12/29/11	0.20%	0.20%
12/30/11	0.20%	0.20%
12/31/11	0.20%	0.20%
Average	0.19%	0.19%

Rates can vary over time. Past performance is no guarantee of future results.



Wells Fargo Securities, LLC
 1000 LOUISIANA
 HOUSTON, TX 77002

WILLIAM GREER
 (713)319-1119

RECEIVED
 JAN 09 2012
 Arkansas County Treasurer's Office

Your Investment Account(s)

Statement Period
12/01/2011 - 12/30/2011

ARANSAS COUNTY
 ATTN: COUNTY TREASURER

Account Number
 29031630

Account Value Summary

	Amount Last Statement Period	Amount This Statement Period	% Portfolio
Cash	\$ 0.00	\$ 0.00	N/A
Money Market Mutual Funds	0.00	0.00	N/A
Bonds	0.00	0.00	N/A
Stocks	0.00	0.00	N/A
Total Account Value	\$ 0.00	\$ 0.00	N/A
Value Change Since Last Statement Period		\$ 0.00	
Percent Increase Since Last Statement Period			N/A
Value Last Year-End		\$ N/A	
Percent Increase Since Last Year-End			N/A

This summary does not reflect the value of unpriced securities or overnight repurchase agreements.

Income Summary

	This Period	Year-To-Date
Interest	\$ 0.00	\$ 0.00
Dividends/Capital Gains	0.00	0.00
Money Market Mutual Funds Dividends	0.00	0.00
Other	0.00	0.00
Income Total	\$ 0.00	\$ 0.00

Money Market Mutual Funds Summary

Description	Amount
Opening Balance	\$ 0.00
Deposits and Other Additions	0.00
Distributions and Other Subtractions	0.00
Income Earned	0.00
Closing Balance	\$ 0.00



ARANSAS COUNTY

Account Number: 29031630

Daily Account Activity

Your investment transactions during this statement period.

Transaction / Trade Date	Settlement / Effective Date	Activity	CUSIP	Description	Par / Quantity	Price	Principal Amount	Income Amount	Debit / Credit Amount
Transaction Activity									
12/15/11	12/15/11	Delivered	90136SEX0	21ST CENTURY INTEREST BEARING	(250,000.00)				
12/13/11	12/15/11	Purchased	90136SEX0	21ST CENTURY INTEREST BEARING	250,000.00	100.0000000	(250,000.00)	0.00	(250,000.00)

Cash Activity

Transaction / Trade Date	Settlement / Eff. Date	Activity	Description	Debit Amount / Disbursements	Credit Amount / Receipts
12/15/11	12/15/11	Cash Journal	VS 90136SEX0 - 21ST CENTURY		250,000.00 ✓

#120

RECEIVED
 JAN 09 11 J12
 Aransas County Treasurer's Office

|| || |



Wells Fargo Securities, LLC
 1000 LOUISIANA
 HOUSTON, TX 77002

WILLIAM GREER
 (713)319-1119

**Combined Summary
 Brokerage Account and Bank Safekeeping Account**

**Statement Period
 12/01/2011 - 12/30/2011**

ARANSAS CNTY 2011 FLOOD CAPITAL PROJECTS
 ATTN: COUNTY TREASURER

**Account Number
 29086055**

Total Account Value Summary

	Amount Last Statement Period	Amount This Statement Period	% Portfolio
Cash	\$ 0.00	\$ 0.00	0%
Money Market Mutual Funds	0.00	0.00	0%
Bonds	3,988,796.13	4,989,103.66	100%
Stocks	0.00	0.00	0%
Total Account Value	\$ 3,988,796.13	\$ 4,989,103.66	100%

This summary does not reflect the value of unpriced securities or overnight repurchase agreements.

Value Change Since Last Statement Period \$ 1,000,307.53
Percent Increase Since Last Statement Period 25%
Value Last Year-End \$ N/A
Percent Increase Since Last Year-End N/A

***Includes amortized Par value of municipal leases and notes.

Total Income Summary

	This Period	Year-To-Date
Interest	\$ 380.14	\$ 454.46
Dividends/Capital Gains	0.00	0.00
Money Market Mutual Funds Dividends	0.00	0.00
Other	0.00	0.00
Income Total	\$ 380.14	\$ 454.46

Total Money Market Mutual Funds Summary

Description	Amount
Opening Balance	\$ 0.00
Deposits and Other Additions	0.00
Distributions and Other Subtractions	0.00
Income Earned	0.00
Closing Balance	\$ 0.00

RECEIVED
 JAN 09 2012
 Aransas County Treasurer's Office

|| |



Wells Fargo Securities, LLC
 1000 LOUISIANA
 HOUSTON, TX 77002

WILLIAM GREER
 (713)319-1119

Brokerage Account Statement
Wells Fargo Securities, LLC

Statement Period
12/01/2011 - 12/30/2011

ARANSAS CNTY 2011 FLOOD CAPITAL PROJECTS
 ATTN: COUNTY TREASURER

Account Number
 29086055

Account Value Summary

	Amount Last Statement Period	Amount This Statement Period	% Portfolio
Cash	\$ 0.00	\$ 0.00	0%
Money Market Mutual Funds	0.00	0.00	0%
Bonds	0.00	0.00	0%
Stocks	0.00	0.00	0%
Total Account Value	\$ 0.00	\$ 0.00	0%
Value Change Since Last Statement Period		\$ 0.00	
Percent Increase Since Last Statement Period			N/A
Value Last Year-End		\$ N/A	
Percent Increase Since Last Year-End			N/A

This summary does not reflect the value of unpriced securities or overnight repurchase agreements.

Income Summary

	This Period	Year-To-Date
Interest	\$ 0.00	\$ 0.00
Dividends/Capital Gains	0.00	0.00
Money Market Mutual Funds Dividends	0.00	0.00
Other	0.00	0.00
Income Total	\$ 0.00	\$ 0.00


Money Market Mutual Funds Summary

Description	Amount
Opening Balance	\$ 0.00
Deposits and Other Additions	0.00
Distributions and Other Subtractions	0.00
Income Earned	0.00
Closing Balance	\$ 0.00

RECEIVED

JAN 09 2012

Arkansas County Treasurer's Office



ARANSAS CNTY 2011 FLOOD CAPITAL PROJECTS

Account Number: 29086055

Daily Account Activity

Your investment transactions during this statement period.

Transaction / Trade Date	Settlement / Effective Date	Activity	CUSIP	Description	Par / Quantity	Price	Principal Amount	Income Amount	Debit / Credit Amount
Transaction Activity									
12/21/11	12/21/11	Delivered	17669WDK8	CITIZENS STATE BANK INTEREST	(250,000.00)				
12/21/11	12/21/11	Delivered	89213TKC5	TOWN NORTH BANK NA INTEREST	(250,000.00)				
12/08/11	12/21/11	Purchased	17669WDK8	✓CITIZENS STATE BANK INTEREST	240 250,000.00 ✓	100.0000000	(250,000.00)	0.00	(250,000.00)
12/12/11	12/21/11	Purchased	89213TKC5	✓TOWN NORTH BANK NA INTEREST	240 250,000.00 ✓	100.0000000	(250,000.00)	0.00	(250,000.00)
12/28/11	12/28/11	Delivered	45340KCC1	INDEPENDENCE BANK OF KY	(250,000.00)				
12/13/11	12/28/11	Purchased	45340KCC1	✓INDEPENDENCE BANK OF KY	# 240 250,000.00 ✓	100.0000000	(250,000.00)	0.00	(250,000.00)
12/30/11	12/30/11	Delivered	90344LBC2	USNY BANK INTEREST BEARING	(250,000.00)				
12/08/11	12/30/11	Purchased	90344LBC2	✓USNY BANK INTEREST BEARING	240 250,000.00 ✓	100.0000000	(250,000.00)	0.00	(250,000.00)

Cash Activity

Transaction / Trade Date	Settlement / Eff. Date	Activity	Description	Debit Amount / Disbursements	Credit Amount / Receipts
12/21/11	12/21/11	Cash Receipt	AUTO SK 120811 O2162		250,000.00
12/21/11	12/21/11	Cash Receipt	AUTO SK 121211 O2800		250,000.00
12/28/11	12/28/11	Cash Receipt	AUTO SK 121311 O0272		250,000.00
12/30/11	12/30/11	Cash Receipt	AUTO SK 120811 O2163		250,000.00

RECEIVED

JAN 09 2012

Aransas County Treasurer's Office





Wells Fargo Bank, N.A.
 608 Second Avenue S., MAC# N9303-050
 Minneapolis, MN 55402

WILLIAM GREER
 (713)319-1119

Bank Safekeeping Statement
Wells Fargo Bank, N.A.

Statement Period
12/01/2011 - 12/30/2011

ARANSAS CNTY 2011 FLOOD CAPITAL PROJECTS
 ATTN: COUNTY TREASURER

Account Number
 29086055

Account Value Summary

	Amount Last Statement Period	Amount This Statement Period	% Portfolio
Cash	\$ 0.00	\$ 0.00	0%
Money Market Mutual Funds	0.00	0.00	0%
Bonds	3,988,796.13	4,989,103.66	100%
Stocks	0.00	0.00	0%
Total Account Value	\$ 3,988,796.13	\$ 4,989,103.66	100%
Value Change Since Last Statement Period		\$ 1,000,307.53	
Percent Increase Since Last Statement Period		25%	
Value Last Year-End		\$ N/A	
Percent Increase Since Last Year-End		N/A	

This summary does not reflect the value of unpriced securities or overnight repurchase agreements.

Income Summary

	This Period	Year-To-Date
Interest	\$ 380.14	\$ 454.46
Dividends/Capital Gains	0.00	0.00
Money Market Mutual Funds Dividends	0.00	0.00
Other	0.00	0.00
Income Total	\$ 380.14	\$ 454.46

Money Market Mutual Funds Summary

Description	Amount
Opening Balance	\$ 0.00
Deposits and Other Additions	0.00
Distributions and Other Subtractions	0.00
Income Earned	0.00
Closing Balance	\$ 0.00

RECEIVED
 JAN 09 2012
 Aransas County Treasurer's Office



ARANSAS CNTY 2011 FLOOD CAPITAL PROJECTS
 Account Number: 29086055

RECEIVED
 JAN 09 2012

Page 3 of 5
 Statement Ending: December 30, 2011

Portfolio Holdings

Security positions held with Wells Fargo Bank N.A.

Aransas County Treasurer's Office

CUSIP	Description	Maturity Date	Coupon	Current Par / Original Par	Market Price*	Market Value	Original Par Pledged**	Callable
Bonds								
588493BW5	MERCHANTS BK IN INT BEARING CERT OF DEP	01/03/12	0.150%	250,000.000	100.000	250,000.00		N
451769AH6	ILLINI BANK IL INTEREST BEARING CERTIFICATE OF DEPOSIT	01/30/12	0.150%	250,000.000	99.982	249,957.00		N
43738ACU8	HOMBANC NAT'L ASSN FL INT BEARING CERT OF DEP	04/03/12	0.250%	250,000.000	99.949	249,874.25		N
06414QRE1	BANK OF NC INT BEAR CETRT OF DEPOSIT	04/09/12	0.350%	250,000.000	99.969	249,924.50		N
17669WDK8	CITIZENS STATE BANK INTEREST BEARING CERTIFICATE OF DEPOSIT	06/21/12	0.200%	250,000.000	99.862	249,655.00		N
45340KCC1	INDEPENDENCE BANK OF KY INTEREST BEARING CERTIFICATE OF DEPOSIT	06/28/12	0.200%	250,000.000	99.856	249,640.75		N
307812HE0	FARMERS & MERCHANTS INT BEARING CERT OF DEP	07/30/12	0.250%	250,000.000	99.858	249,646.00		N
90344LBC2	USNY BANK INTEREST BEARING CERTIFICATE OF DEPOSIT	09/28/12	0.300%	250,000.000	100.000	250,000.00		N
037830AX4	APPLE BK FOR SVGS NY INT BEARING CERT OF DEP	10/05/12	0.400%	250,000.000	99.880	249,700.00		N
33649XBG9	FIRST STATE BANK MENDOTA INT BEARING CERT OF DEP	11/02/12	0.400%	250,000.000	99.829	249,574.75		N
98233PXG7	WRIGHT EXPRESS INT BEARING CERT OF DEP	11/02/12	0.400%	250,000.000	99.830	249,575.25		N
8595314Z5	STERLING SAVINGS WA INTEREST BEARING CERTIFICATE OF DEPOSIT	11/16/12	0.300%	250,000.000	99.716	249,291.25		N
49306SNP7	KEYBANK NAT'L ASSN INTEREST BEARING CERTIFICATE OF DEPOSIT	11/23/12	0.300%	250,000.000	99.700	249,250.50		N
89213TKC5	TOWN NORTH BANK NA INTEREST BEARING CERTIFICATE OF DEPOSIT	12/21/12	0.400%	250,000.000	99.726	249,315.50		N
58403BWF9	MEDALLION BK INTEREST BEARING CERT OF DEPOSIT	05/03/13	0.750%	250,000.000	99.885	249,714.50		N
59774QDJ8	MIDLAND STATES BANK INTEREST BEARING CERTIFICATE OF DEPOSIT	05/30/13	0.500%	250,000.000	99.698	249,246.25		N

|| | | |

ARANSAS CNTY 2011 FLOOD CAPITAL PROJECTS
 Account Number: 29086055

Statement Ending: December 30, 2011

Portfolio Holdings (Continued) Security positions held with Wells Fargo Bank N.A.

CUSIP	Description	Maturity Date	Coupon	Current Par / Original Par	Market Price*	Market Value	Original Par Pledged**	Callable
Bonds								
33732NCU7	FIRST TRUST BANK	08/05/13	0.600%	250,000.000	99.639	249,098.00		N
17284AZQ4	CIT BANK INT BEARING CERT OF DEP	10/04/13	1.000%	248,000.000	99.854	247,638.41		N
786580UJ7	SAFRA NAT'L BK NY INT BEAR CERT OF DEPOSIT	10/07/13	0.800%	250,000.000	99.618	249,045.25		N
06740KES2	BARCLAYS BANK DE INTEREST BEARING CERTIFICATE OF DEPOSIT	11/25/13	0.800%	250,000.000	99.582	248,956.50		N
				4,998,000.000		4,989,103.66	0.00	

*See important information regarding security pricing on Page 2.

**Total amount that is pledged to or held for another party or parties. Refer to the Pledge Detail Report for more information.

Daily Account Activity

Your investment transactions during this statement period.

Transaction / Trade Date	Settlement / Effective Date	Activity	CUSIP	Description	Per / Quantity	Price	Principal Amount	Income Amount	Debit / Credit Amount
Transaction Activity									
12/21/11	12/21/11	Received	17669WDK8	CITIZENS STATE BANK INTEREST			250,000.00		
12/21/11	12/21/11	Received	89213TKC5	TOWN NORTH BANK NA INTEREST			250,000.00		
12/28/11	12/28/11	Received	45340KCC1	INDEPENDENCE BANK OF KY			250,000.00		
12/30/11	12/30/11	Received	90344LBC2	USNY BANK INTEREST BEARING			250,000.00		

Income / Payment Activity

Transaction / Trade Date	Settlement / Eff. Date	Activity	CUSIP	Description	Per / Quantity	Price	Principal Amount	Income Amount	Debit / Credit Amount
12/04/11	12/04/11	Interest	33649XBG9	FIRST STATE BAN	250000			82.19	82.19
12/04/11	12/04/11	Interest	33732NCU7	FIRST TRUST BAN	250000			123.29	123.29
12/07/11	12/07/11	Interest	06414QRE1	BANK OF NC	250000			71.92	71.92
12/30/11	12/30/11	Interest	59774QDJ8	MIDLAND STATES	250000			102.74	102.74

Cash Activity

Transaction / Trade Date	Settlement / Eff. Date	Activity	Description	Debit Amount / Disbursements	Credit Amount / Receipts
12/05/11	12/05/11	Cash Journal	WT OUT AMERICAN BANK	205.48	
12/07/11	12/07/11	Cash Journal	WT OUT AMERICAN BANK	71.92	
12/21/11	12/21/11	Cash Journal	WT IN AMERICAN BK		500,000.00

ARANSAS CNTY 2011 FLOOD CAPITAL PROJECTS

Account Number: 29086055

Daily Account Activity (Continued)

Your investment transactions during this statement period.

Cash Activity

Transaction / Trade Date	Settlement / Eff. Date	Activity	Description	Debit Amount / Disbursements	Credit Amount / Receipts
12/21/11	12/21/11	Cash Disbursement	AUTO SK 120811 O2162	250,000.00	
12/21/11	12/21/11	Cash Disbursement	AUTO SK 121211 O2600	250,000.00	
12/28/11	12/28/11	Cash Journal	WT IN AMERICAN BANK		250,000.00
12/28/11	12/28/11	Cash Disbursement	AUTO SK 121311 O0272	250,000.00	
12/30/11	12/30/11	Cash Journal	WT OUT AMERICAN BANK	102.74	
12/30/11	12/30/11	Cash Journal	WT IN AMERICAN BANK		250,000.00
12/30/11	12/30/11	Cash Disbursement	AUTO SK 120811 O2163	250,000.00	

RECEIVED
JAN 09 2012
 Arkansas County Treasurer's Office

